

About Community Cycle and Rent-a-Cycle

- The five ports of Sakurajosui-minami, Kyodo-ekimae, Sangenjaya-chuo, Sakura-shimmachi, and Todoroki are Community Cycle locations (nicknamed "Gayarin") where you can return the bicycle at a different port from where you rented it.
- The two ports, Sangenjaya-kita and Seijo-kita Dai-ni 2, are Rent-a-Cycle locations where users are asked to return the bicycle to the port from where it was rented.

Application Method

- Eligibility : Those over 12 years old who are residents of, or are working or attending school in Setagaya City. (One-time or one-day use is available for those from outside the city.)
- Required document : Proof of address and name (e.g., Driver's license, health insurance certificate, student ID)
- Application location : Management office of the port you wish to use (except during year-end and New Year holidays)
- Application hours : Regular bicycles 7:00 a.m.– 7:00 p.m.; Electrically assisted bicycle 7:00 a.m.– 6:30 p.m.
※Todoroki Port: 7:00 a.m.– 8:00 p.m. regardless of bicycle type
- Bicycle types : Regular bicycles (available with child seats) and electrically assisted bicycle (available with child seats)
※Bicycles with child seats are limited in number, so they may be out of stock.

Deposit

500 JPY (Refunded at termination of membership)

Usage Fees

Type	Port	Bicycle Type	One-Time Use ※1	One-Day Use ※2	Monthly Membership
			24 hours from time of rental	From time of rental to 7:00 a.m. the following day	May use up to 5 consecutive days
Community Cycle	Sakurajosui-minami Kyodo-ekimae Sangenjaya-chuo Sakura-shimmachi Todoroki	Regular Bicycle	200 JPY	300 JPY	General 2,000 JPY/Month Student 1,700 JPY/Month
		Electrically assisted bicycle	300 JPY	NA	NA
Rent-a-Cycle	Sangenjaya-kita Seijo-kita Dai-ni 2	Regular Bicycle	200 JPY	NA	General 2,000 JPY/Month Student 1,700 JPY/Month

Additional fee will be charged for overtime use of bicycles.

※1 One-Time Use membership will be terminated upon return of the bicycle to the port.

※2 Those with a One-Day Use membership can rent and return the bicycle as many times as they wish between the time of rental and 7:00 a.m. the following day.

Service Hours

Type	Port	Bicycle Type	One-time Use & One-Day Use		Monthly Membership	
			Rental Time	Return Time	Rental Time	Rental Time
Community Cycle	Sakurajosui-minami Kyodo-ekimae Sangenjaya-chuo Sakura-shimmachi Todoroki	Regular Bicycle	24 Hours (Todoroki Port is open at 7:00 a.m.– 8:00 p.m.)	24 Hours	24 Hours (Todoroki Port is open at 7:00 a.m.– 8:00 p.m.)	24 Hours
		Electrically assisted bicycle	7:00 a.m.– 7:00 p.m. (Todoroki Port is open at 7:00 a.m.– 8:00 p.m.)	24 Hours	unavailable	
Rent-a-Cycle	Sangenjaya-kita Seijo-kita Dai-ni 2	Regular Bicycle	7:00 a.m.–6:00 p.m.		24 Hours	

Electrically assisted bicycle are not available for rental at Sangenjaya-kita and Seijo-kita Dai-ni 2 ports. Please contact the respective ports to inquire about the availability of monthly memberships.

Information on Community Cycle and Rent-a-Cycle



Setagaya Community Cycle Mascots
Nekorin and Gayabo

Wear a helmet to prevent injuries
in case of an accident.

For traffic rules and cycling etiquette, see here ▶



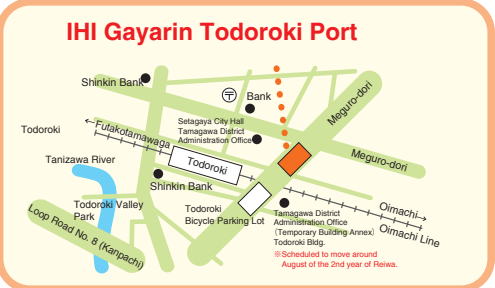
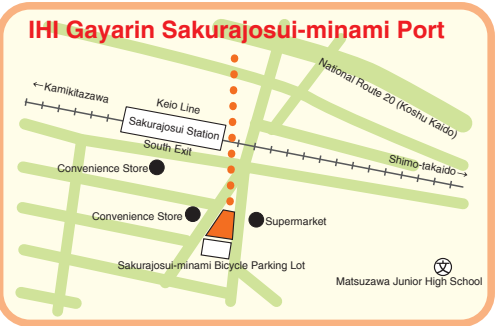
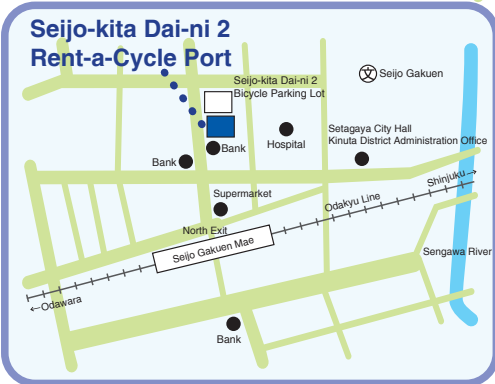
The rental bicycles undergo inspections and maintenance,
and are covered by the Red TS Mark Supplementary Insurance.

Traffic Safety and Bicycle Countermeasures Division Setagaya City Hall

Phone: 03-6432-7967

(Issued April, 2020)

Setagaya City Community Cycle and Rent-a-Cycle



+ = Smartphone use is strictly prohibited while cycling

List of Community Cycle and Rent-a-Cycle Ports

Type	Port	Address and Phone
Community Cycle	IHI Gayarin Sakurajosui-minami Port	4-18-13, Sakurajosui / 03-3303-6495
	IHI Gayarin Kyodo-ekimae Port	2-1-38, Saki, Kyodo / 03-3426-0016
	IHI Gayarin Sangenjaya-chuo Port	2-11, Saki, Sangenjaya / 090-4811-0905
	IHI Gayarin Sakura-shimmachi Port	2-7-15, Sakura-shimmachi / 03-3427-7346
	IHI Gayarin Todoroki Port	3-2-2, Todoroki / 03-3705-3741
Rent-a-Cycle	Sangenjaya-kita Rent-a-Cycle Port	2-16-1, Taishido / 03-3419-2191
	Seijo-kita Dai-ni 2 Rent-a-Cycle Port	6-14-10, Seijo / 03-3484-9722

※The Community Cycle facilities have been given nicknames through naming rights.